



Technical specification

Cold Milling Machine W 150/W 150i

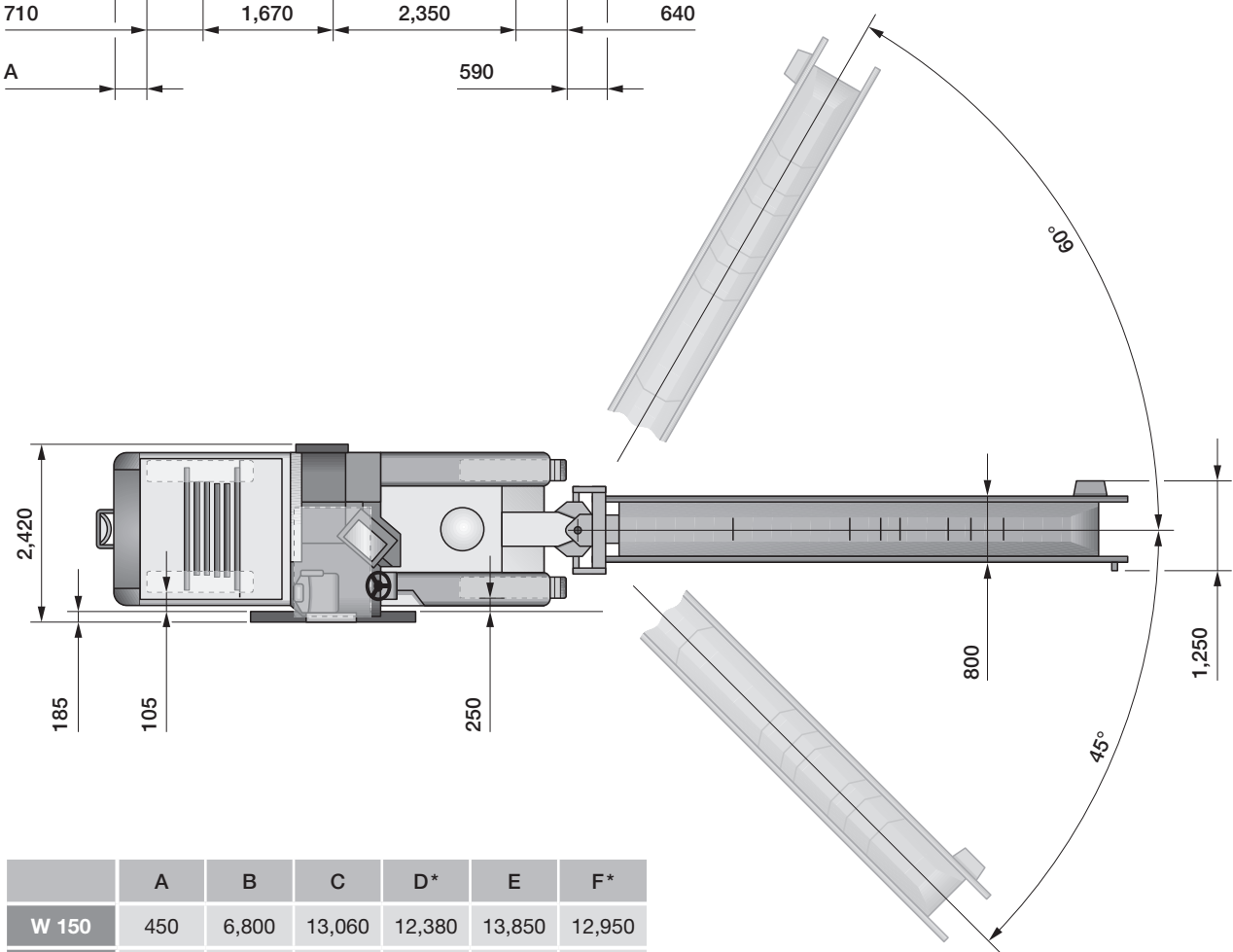
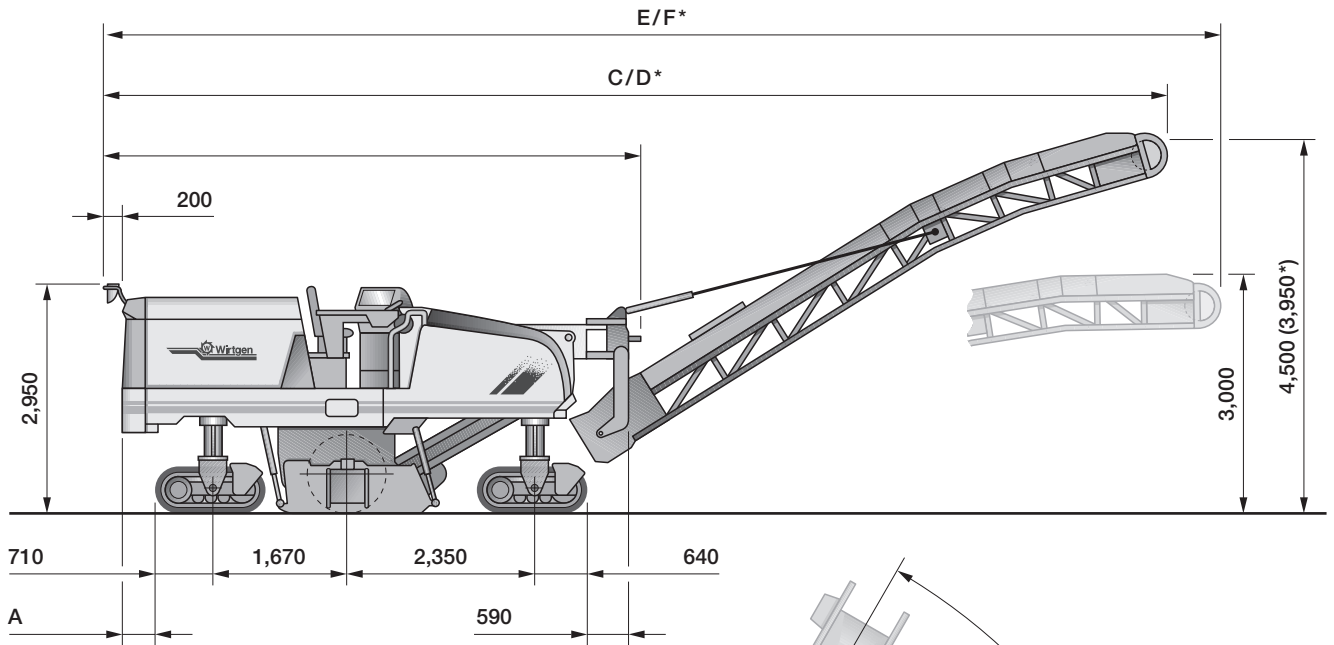


Technical specification

	Cold milling machine W 150 and W 150i	
Milling drum	Standard FB 1,200	Option FB 1,500
Milling width	1,200 mm	1,500 mm
Milling depth* ¹	0–320 mm	
Tool spacing	15 mm	
Number of tools	115	136
Drum diameter with tools	980 mm	
Engine	W 150	W 150i
Manufacturer	CUMMINS	
Type	QSL 9	
Cooling	Water	
Number of cylinders	6	
Rated power at 2,100 min ⁻¹	261 kW / 350 HP / 355 PS	283 kW / 380 HP / 385 PS
Maximum power at 1,900 min ⁻¹	276 kW / 370 HP / 375 PS	298 kW / 400 HP / 405 PS
Displacement	8.9 l	8.9 l
Fuel consumption at rated power	72 l/h	76 l/h
Fuel consumption in field mix	32 l/h	30 l/h
Emission standards	EU Stage 3a/US Tier 3	EU Stage 3b/US Tier 4i
Electrical system	24 V	
Filling capacities		
Fuel tank	810 l	
Hydraulic fluid tank	120 l	
Water tank	2,150 l	
Driving properties		
Travel speed in milling gear, max.	0–32 m / min	
Travel speed in travel gear, max.	0–5.3 km / h	
Crawler tracks		
Crawler tracks front and rear (L x W x H)	1,350 x 260 x 570 mm	
Loading the milled material		
Belt width of primary conveyor	650 mm	
Belt width of discharge conveyor	600 mm	
Theoretical capacity of discharge conveyor	176 m ³ / h	
Shipping dimensions	W 150	W 150i
Machine (L x W x H)	6,750 x 2,500 x 3,000 mm	6,800 x 2,500 x 3,000 mm
Discharge conveyor (L x W x H)	8,200 x 1,300 x 1,500 mm	

*¹ = The maximum milling depth may deviate from the value indicated, due to tolerances and wear.

Dimensions in mm



	A	B	C	D*	E	F*
W 150	450	6,800	13,060	12,380	13,850	12,950
W 150i	570	6,920	13,180	12,500	13,970	13,070

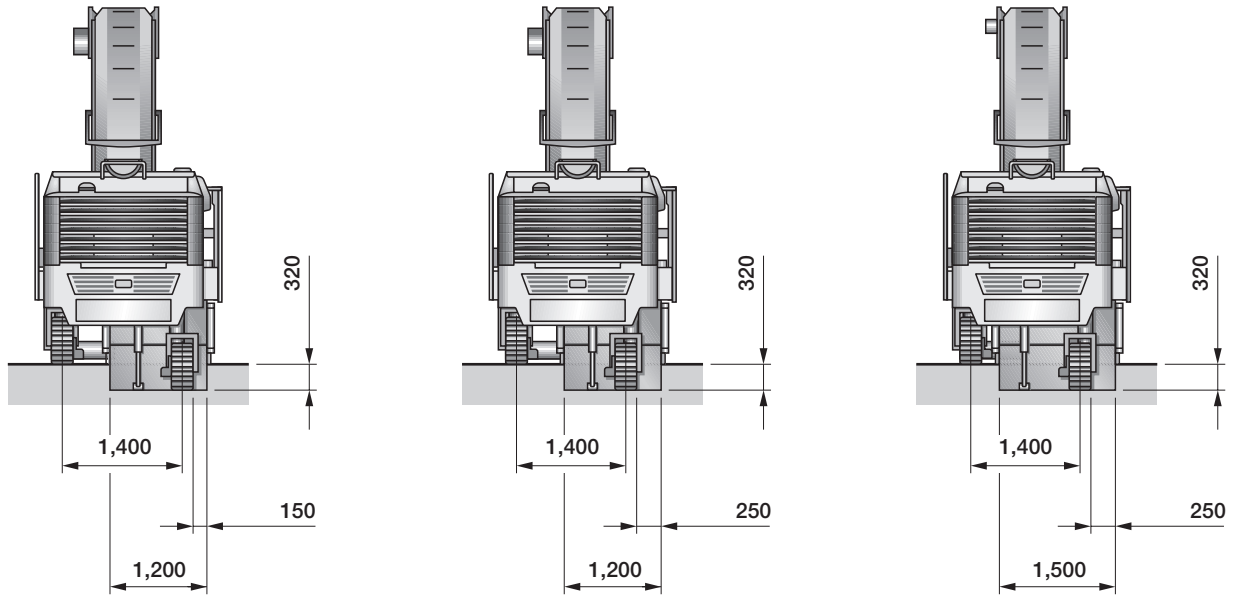
* = Folding conveyor, short

	Machine weights W 150	Machine weights W 150i
Empty weight of machine without filling media	18,700 kg	19,050 kg
Operating weight, CE*	20,200 kg	20,600 kg
Operating weight, max. (full tanks, full range of equipment)	24,700 kg	25,100 kg
	Weights of filling media	
Water tank filling in kg	2,150 kg	2,150 kg
Diesel tank filling in kg (0.83 kg/l)	670 kg	670 kg
	Optional equipment features increasing/ reducing empty weight	
Driver and tools		
Driver		75 kg
Weight of 5 cutting tool containers		125 kg
On-board tools		30 kg
Optional milling drum assemblies in lieu of standard		
Milling drum housing, milling width 1,200 mm, FCS (FB 600–900–1,200)		440 kg
Milling drum housing, milling width 1,200 mm, FCS-L		230 kg
Milling drum housing, milling width 1,500 mm		450 kg
Milling drum housing, milling width 1,500 mm, FCS-L		710 kg
Optional milling drums in lieu of standard		
Milling drum, milling width 1,200 mm, HT11, tool spacing 15 mm, FCS-L		60 kg
Milling drum, milling width 1,200 mm, HT5, tool spacing 6x2 mm, FCS-L		400 kg
Milling drum, milling width 1,200 mm, HT11, tool spacing 8 mm, FCS-L		480 kg
Milling drum, milling width 1,200 mm, HT11, tool spacing 25 mm, FCS-L		-150 kg
Milling drum, milling width 1,500 mm, HT11, tool spacing 15 mm		220 kg
Milling drum, milling width 1,500 mm, HT11, tool spacing 15 mm, FCS-L		300 kg
Milling drum, milling width 1,500 mm, HT5, tool spacing 6x2 mm, FCS-L		720 kg
Milling drum, milling width 1,500 mm, HT11, tool spacing 8 mm, FCS-L		820 kg
Milling drum, milling width 1,500 mm, HT11, tool spacing 25 mm, FCS-L		40 kg
Optional additional equipment		
Canopy in lieu of standard		220 kg
Hydraulic folding conveyor, short in lieu of standard		200 kg
Hydraulic folding conveyor, long in lieu of standard		230 kg
VCS – Vacuum Cutting System		200 kg
Supplementary weight for flexible use		800 kg

* = weight of machine with half-full water tank, half-full fuel tank, driver (75 kg) and on-board tools

Rear view of machine with different milling width options

Dimensions in mm



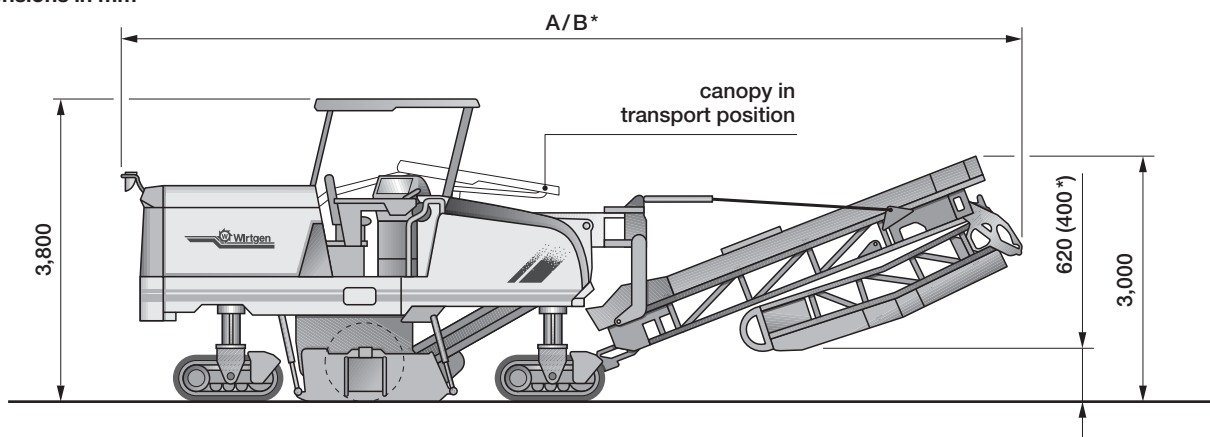
1.20 m wide FCS drum assembly

1.20 m wide drum assembly

1.50 m wide drum assembly

Machine transport with optional canopy and hydraulic folding conveyor

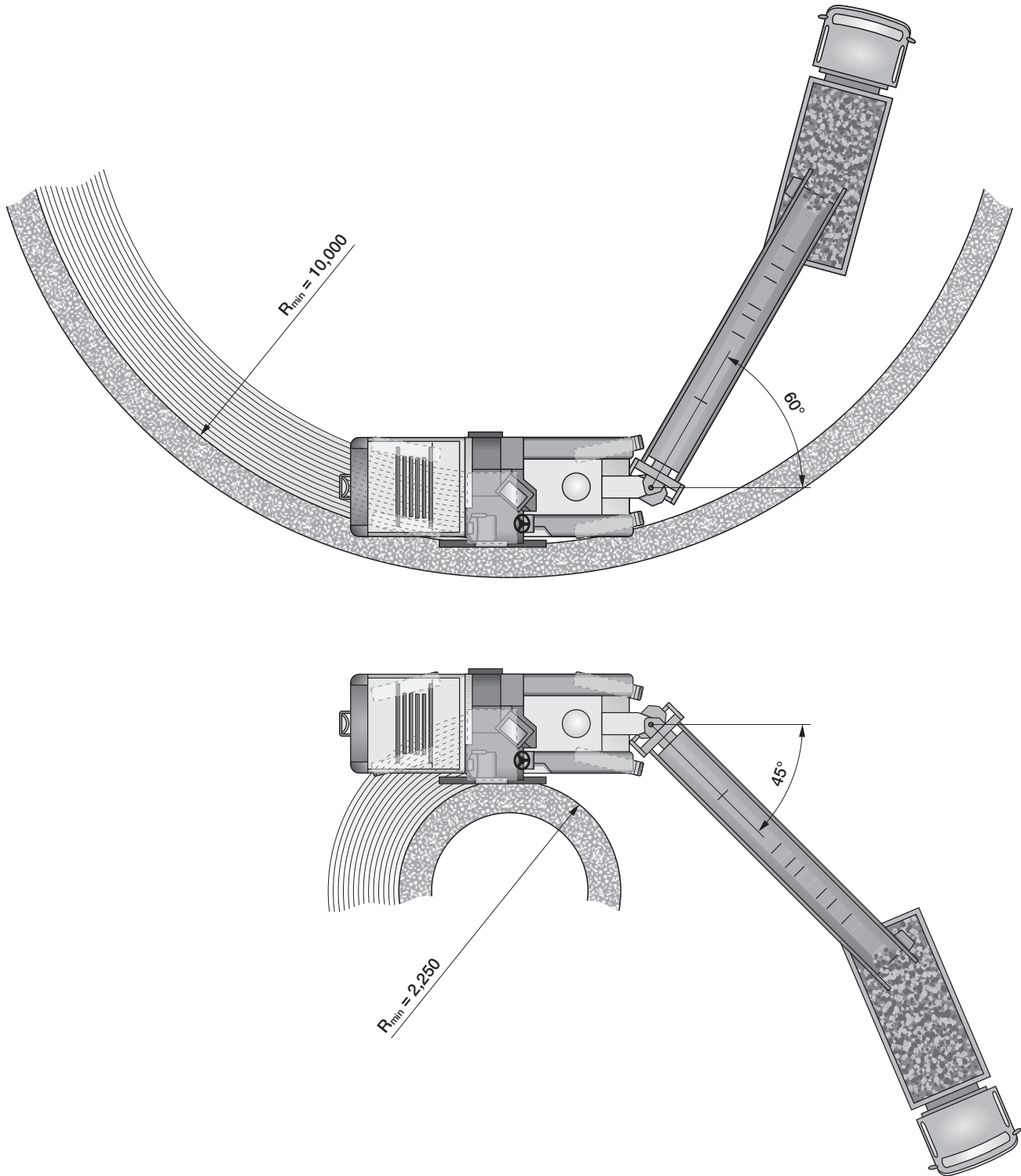
Dimensions in mm



	A	B*
W 150	11,000	10,100
W 150i	11,120	10,220

* = Folding conveyor, short

Milling radius, 150 mm milling depth
Dimensions in mm



Equipment features of cold milling machine W 150 and W 150i

Standard equipment:

Basic machine with engine

- Machine frame in “wasp waist” design, right
- Hydraulically opening, soundproof engine cowling
- Air compressor system
- Anti-vibration mounted diesel engine
- Engine cooling system with temperature-governed fan speed
- Automatically engaging high-pressure water system
- Storage compartments for cutting tool containers
- Standard painting in Wirtgen white with orange stripes

Milling drum housing

- Additional control switches for scraper at ground level
- Right-hand side plate in hinged design
- Hydraulically opening scraper blade with convenient locking mechanism
- Replaceable wearing segments at the side plates
- Hydraulic gradation control beam with conveyor lift function
- Two separately engageable water spray bars in the milling drum assembly

Milling drums

- Milling drum, milling width 1,200 mm, HT11, tool spacing 15 mm
- Multiple-use ejector system

Loading of milled material

- Discharge conveyor slewing angle 60 degrees left, 45 degrees right
- Conveyor system with manually adjustable conveying speed
- Water spray system at the primary conveyor

Machine and levelling control

- Digital electric height indicator
- Automatically engageable hydraulic traction control (flow divider)
- Automatically engaging milling power control unit
- Automatically engaging water injection in milling chamber
- Comprehensive diagnostic system included in control screen
- Automatic adjustment of engine speed

Operator's platform

- Fully anti-vibration mounted operator's platform
- Right-hand armrest with main operating functions
- Digital multi-functional display for all important operating states
- Night lighting of control panel
- Lockable control panel cover
- Adjustable steering wheel
- Individually adjustable driver's seat
- Access left and right with convenient fold-away ladder
- Exterior rear view mirrors left and right

Chassis and height adjustment

- PTS – machine is aligned parallel to the pavement surface automatically
- High machine stability through four-fold full-floating axle
- Four-track steering with freely selectable steering modes
- Extremely wear-resistant, two-piece EPS polyurethane track pads

Miscellaneous

- Comprehensive toolkit in lockable toolbox
- Lighting package with 10 halogen working spotlights
- Generously dimensioned water and fuel tanks
- Comprehensive safety package with 3 emergency stop switches
- European design type certification, GS mark (Geprüfte Sicherheit = Tested Safety) and CE conformity
- Standard warranty of 12 months or 1,000 engine operating hours
- Machine commissioning by qualified personnel
- Comprehensive operating manual and machine documentation

Optional equipment:

Basic machine with engine

- Special painting in one, two or several colours

Milling drum housing

- Milling drum housing for milling width 1,500 mm
- Milling drum housing in FCS Light design for milling width 1,200 mm
- Milling drum housing in FCS Light design for milling width 1,500 mm
- Milling drum housing in full FCS design for milling width 1,200 mm
- Hydraulically lifting side plates
- Drum turning device for cutting tool replacement
- Pneumatic cutting tool driver and extractor
- Max. 2 electro-hydraulically operated cutting tool extractors
- Fold-out additional seats at the rear crawler tracks for cutting tool replacement

Milling drums

- Milling drum, milling width 1,200 mm, tool spacing 8 mm, FCS
- Milling drum, milling width 1,200 mm, tool spacing 6x2 mm, FCS
- Milling drum, milling width 1,200 mm, tool spacing 25 mm, FCS
- Milling drum, milling width 1,500 mm, tool spacing 8 mm, FCS
- Milling drum, milling width 1,500 mm, tool spacing 6x2 mm, FCS
- Milling drum, milling width 1,500 mm, HT11, tool spacing 25 mm, FCS
- Mounting carriage for milling drums

Loading of milled material

- Discharge conveyor long, 8.20 m, in hydraulic folding conveyor design
- Discharge conveyor short, 7.30 m, in hydraulic folding conveyor design
- VCS – Vacuum Cutting System for dust extraction
- Conveyor support legs for machine transport

Machine and levelling control

- LEVEL PRO automatic levelling system
- Additional LEVEL PRO control panel
- Data interface with data transmission in accordance with WIFMS
- RAPID SLOPE cross slope sensor
- Wire-rope sensor to scan the milling depth in front of the milling drum, right
- Sonic ski sensor for scanning a stringline
- Multiplex sensors with two additional ultrasonic sensors including bracket and cable in 3-fold Multiplex system package, right
- Multiplex sensors with two additional ultrasonic sensors including bracket and cable in 3-fold Multiplex system package, left and right
- Pre-installation of laser sensor including laser signal receiver but excluding laser signal transmitter
- Pre-installation for 3D GPS levelling including receiver mast
- Additional control functions included in control panel for ground staff

Operator's platform

- Hydraulically folding protective canopy
- Operator's platform heating by conducting warm air to the footwell area

Miscellaneous

- Lighting package with 4 halogen and 6 Xenon working lights
- Bolt-on supplementary weight, 800 kg
- Hydraulically operated water tank filling pump
- Electrically operated diesel tank filling pump
- High-pressure water cleaner
- Screen system including 2 or 4 cameras



Wirtgen GmbH
Reinhard-Wirtgen-Strasse 2 · 53578 Windhagen · Germany
Phone: +49 (0) 26 45/131-0 · Fax: +49 (0) 26 45/131-242
Internet: www.wirtgen.com · E-Mail: info@wirtgen.com