




Technical specification

# Cold Milling Machine W 210/W 210i

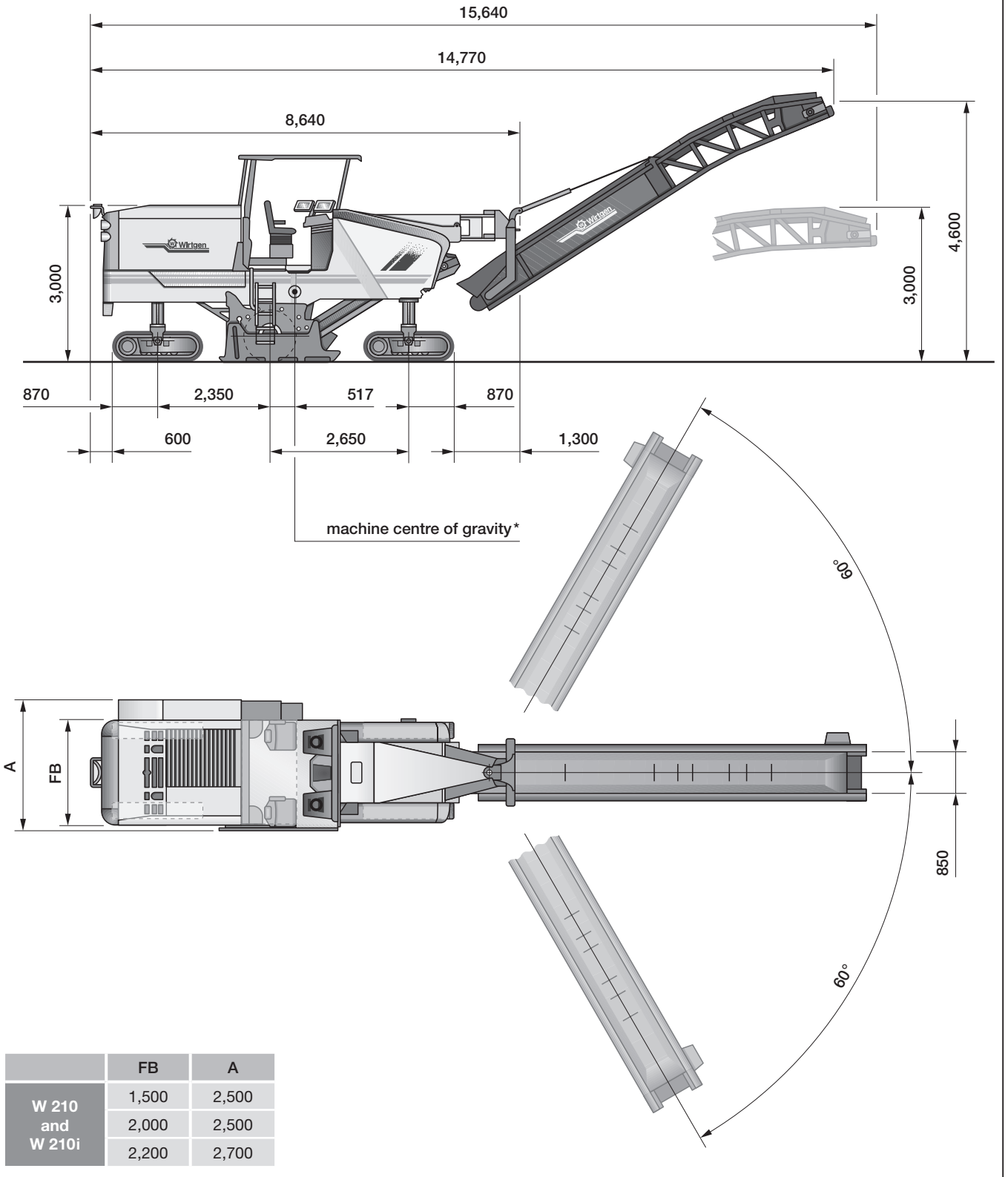


# Technical specification

	Cold milling machine W 210 and W 210i		
Milling drum	Option FB 1,500	Standard FB 2,000	Option FB 2,200
Milling width	1,500 mm	2,000 mm	2,200 mm
Milling depth* <sup>1</sup>	0–310 mm	0–330 mm	0–330 mm
Tool spacing	15 mm	15 mm	15 mm
Number of tools	136	162	174
Drum diameter with tools	1,020 mm		
Engine	W 210	W 210i	
Manufacturer	CUMMINS		
Type	QSL 8.9 + QSC 8.3	QSL 9 + QSL 9	
Cooling	Water		
Number of cylinders	6 + 6		
Rated power at 2,100 min <sup>-1</sup>	470 kW/630 HP/639 PS	507 kW/680 HP/690 PS	
Maximum power at 1,900 min <sup>-1</sup>	500 kW/671 HP/680 PS	534 kW/716 HP/726 PS	
Operating power at 1,600 min <sup>-1</sup>	469 kW/628 HP/638 PS	494 kW/663 HP/672 PS	
Displacement	17.2 l	18 l	
Fuel consumption at rated power	131 l/h	136 l/h	
Fuel consumption in field mix	52 l/h	54 l/h	
Emission standards	EU Stage 3a/US Tier 3	EU Stage 3b/US Tier 4i	
Electrical system	24 V		
Filling capacities			
Fuel tank	1,220 l		
Hydraulic fluid tank	200 l		
Water tank	3,350 l		
Driving properties			
Travel speed in milling and travel gear, max	0–85 m/min (5 km/h)		
Crawler tracks			
Crawler tracks front and rear (L x W x H)	1,730 x 300 x 610 mm		
Loading the milled material			
Belt width of primary conveyor	850 mm		
Belt width of discharge conveyor	850 mm		
Theoretical capacity of discharge conveyor	375 m <sup>3</sup> /h		
Shipping dimensions			
Machine, optional milling width 1,500 mm (L x W x H)	8,640 mm x 2,500 x 3,000 mm		
Machine, standard milling width 2,000 mm (L x W x H)	8,640 mm x 2,500 x 3,000 mm		
Machine, optional milling width 2,200 mm (L x W x H)	8,640 mm x 2,700 x 3,000 mm		
Discharge conveyor (L x W x H)	7,900 x 1,450 x 1,500 mm		

\*1 = The maximum milling depth may deviate from the value indicated, due to tolerances and wear.

Dimensions in mm

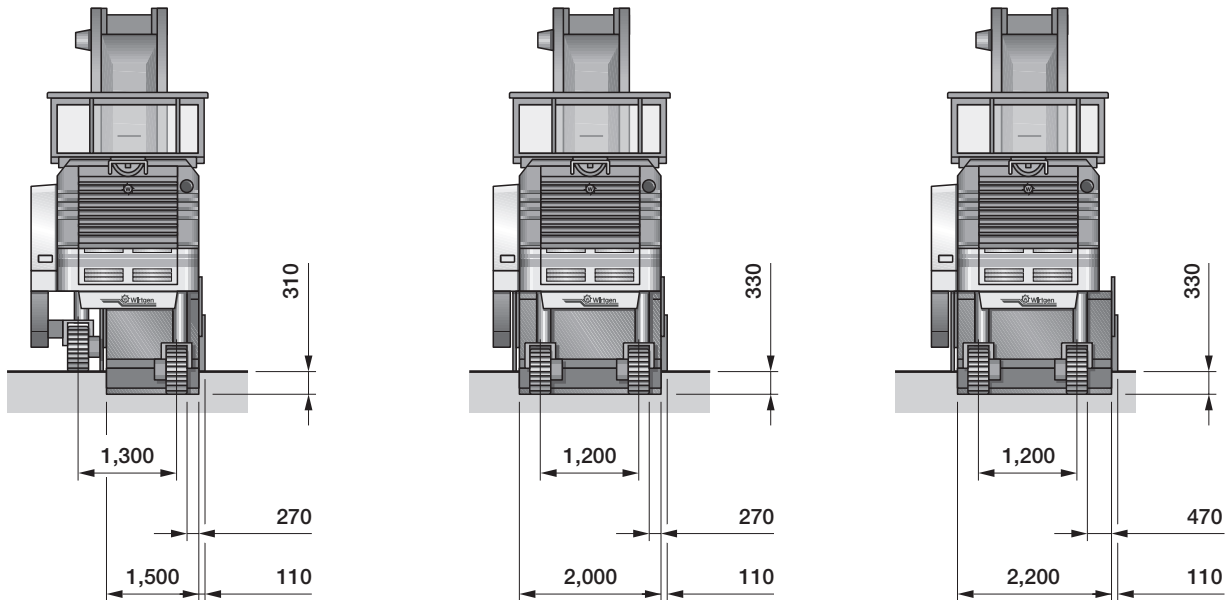


\* = based on operating weight, CE, with conveyor folded out

	Machine weights W 210 and W 210i
Empty weight of machine without filling media	26,600 kg
Operating weight, CE *	28,900 kg
Operating weight, max. (full tanks, full range of equipment), milling width 2,200 mm	36,040 kg
	Weights of filling media
Water tank filling in kg	3,350 kg
Diesel tank filling in kg (0.83 kg/l)	1,000 kg
	Optional equipment features increasing / reducing empty weight
<b>Driver and tools</b>	
Driver	75 kg
Weight of 5 cutting tool containers	125 kg
On-board tools	30 kg
<b>Optional milling drum assemblies in lieu of standard</b>	
Milling drum housing, milling width 1,500 mm	100 kg
Milling drum housing, milling width 2,200 mm	200 kg
Milling drum housing, milling width 2,000 mm, FCS-L	650 kg
Milling drum housing, milling width 2,200 mm, FCS-L	900 kg
<b>Optional milling drums in lieu of standard</b>	
Milling drum, milling width 1,500 mm, tool spacing 15	-460 kg
Milling drum, milling width 2,200 mm, tool spacing 15	180 kg
<b>Optional FCS milling drums in lieu of standard</b>	
Milling drum, milling width 2,000 mm, tool spacing 6x2, FCS-L	990 kg
Milling drum, milling width 2,000 mm, tool spacing 8, FCS-L	660 kg
Milling drum, milling width 2,000 mm, tool spacing 15, FCS-L	-150 kg
Milling drum, milling width 2,000 mm, tool spacing 18, FCS-L	-260 kg
Milling drum, milling width 2,200 mm, tool spacing 6x2, FCS-L	1,060 kg
Milling drum, milling width 2,200 mm, tool spacing 8, FCS-L	900 kg
Milling drum, milling width 2,200 mm, tool spacing 15, FCS-L	0 kg
Milling drum, milling width 2,200 mm, tool spacing 18, FCS-L	-30 kg
<b>Optional additional equipment</b>	
Operator's platform with comfortable seats in lieu of standard	250 kg
Canopy in lieu of standard	280 kg
Cabin in lieu of standard	600 kg
Folding conveyor in lieu of standard	520 kg
VCS – Vacuum Cutting System	150 kg
Supplementary weight for flexible use	1,700 kg

\* = weight of machine with half-full water tank, half-full fuel tank, driver (75 kg) and on-board tools

**Rear view of machine with different milling width options**  
 Dimensions in mm

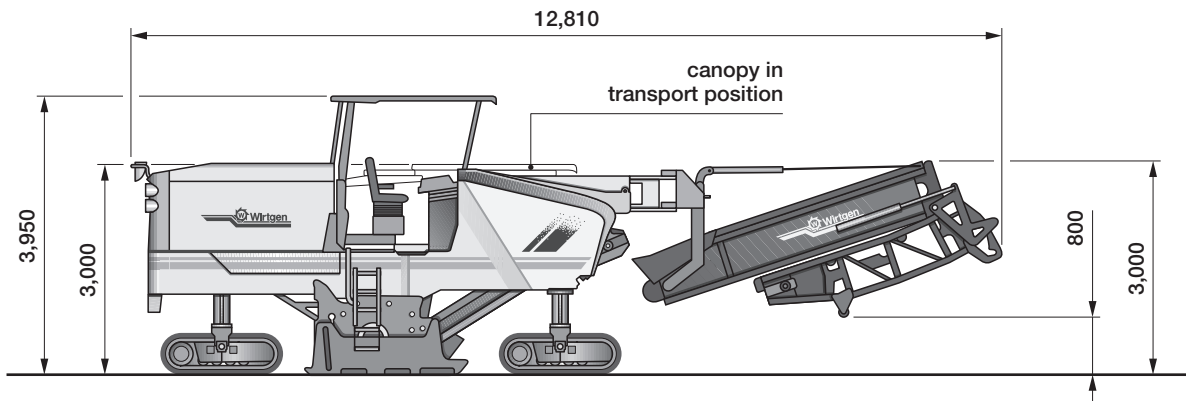


1.50 m wide drum assembly

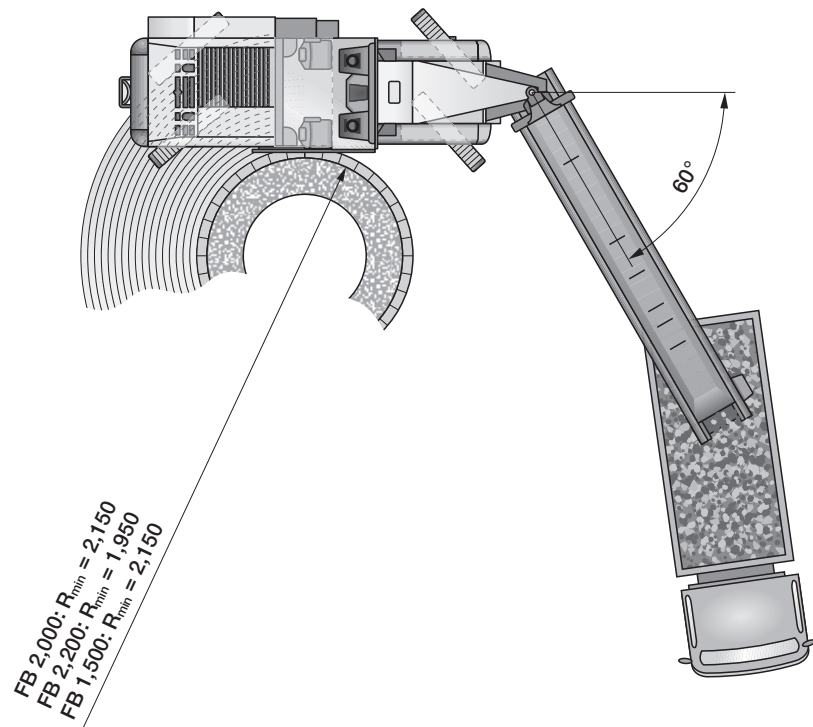
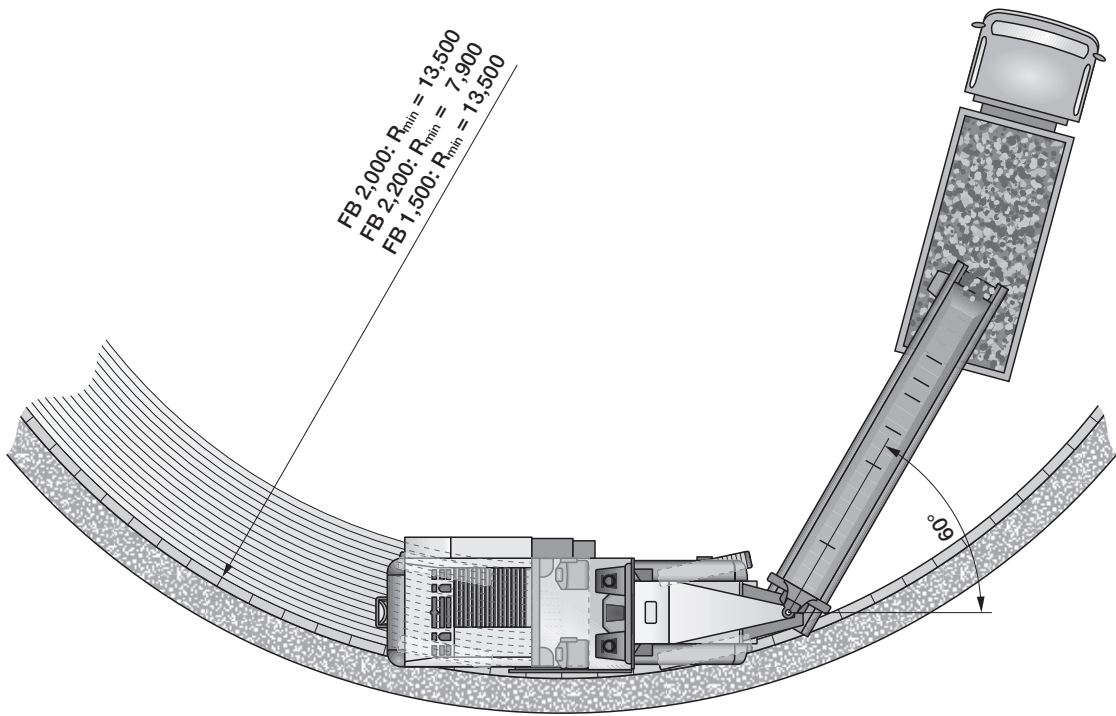
2.00 m wide drum assembly

2.20 m wide drum assembly

**Machine transport with optional canopy and hydraulic folding conveyor**  
 Dimensions in mm



**Milling radius, 150 mm milling depth**  
Dimensions in mm



## Equipment features of cold milling machine W 210 and W 210i

### Standard equipment:

#### Basic machine with engine

- ▣ Machine frame with dual wasp waist
- ▣ Hydraulically opening, soundproof engine cowling
- ▣ Air compressor system
- ▣ Battery-operated hydraulic module for hydraulic cylinder functions and for emergency functions
- ▣ Automatically engaging high-pressure water system, 18 bar, 67 l/min
- ▣ Engine cooling system with temperature-governed fan speed
- ▣ Large storage compartments for cutting tool containers
- ▣ Standard painting in Wirtgen white with orange stripes

#### Milling drum housing

- ▣ Milling drum housing for milling width 2,000 mm without FCS features
- ▣ Three electrically engageable milling drum speeds  
127 1/min - 109 1/min - 97 1/min
- ▣ Hydraulic gradation control beam with conveyor lift function
- ▣ Hydraulically movable and adjustable scraper blade with automatic locking function
- ▣ Hydraulically lifting edge protection plates left and right; clearance right 450 mm, clearance left 330 mm
- ▣ Two separately engageable water spray bars in the milling drum assembly

#### Milling drums

- ▣ Milling drum, milling width 2,000 mm, HT11, tool spacing LA15
- ▣ Multiple-use ejector system

#### Loading of milled material

- ▣ Conveyor system with manually or automatically adjustable conveying speed
- ▣ Water spray system at the primary conveyor
- ▣ Slewing angle of discharge conveyor  $\pm 60^\circ$

#### Machine and levelling control

- ▣ Clearly structured main control panel with functional switches
- ▣ Multi-functional control screen including display of major machine parameters
- ▣ Multifunctional truck loading indicator integrated in control screen
- ▣ Comprehensive diagnostic system included in control screen
- ▣ Automatically engaging milling power control unit
- ▣ Four exterior control panels for operation by ground staff
- ▣ Digital electric height indicator
- ▣ Full pre-installation for up to 7 levelling sensors per machine side

#### Operator's platform

- ▣ Fully anti-vibration mounted operator's platform
- ▣ Convenient, individually adjustable control panel
- ▣ Convenient access to operator's platform with stand-up seat, left and right
- ▣ Lockable covers for control panels
- ▣ Two mirrors at the front, one mirror at the centre, one mirror at the rear of the machine

#### Chassis and height adjustment

- ▣ PTS – machine is aligned parallel to the pavement surface automatically
- ▣ ISC – intelligent crawler track speed control through hydraulic four-track drive
- ▣ High machine stability through four-fold full-floating axle
- ▣ Four-track steering with freely selectable steering modes
- ▣ Extremely wear-resistant, two-piece EPS polyurethane track pads

#### Miscellaneous

- ▣ Lighting package with 11 halogen working spotlights
- ▣ Four LED lights in the area of the milling drum unit
- ▣ "Welcome" and "Go home" lights feature including LED lighting in the area of the operator's access and platform
- ▣ Comprehensive toolkit in lockable toolbox
- ▣ Comprehensive safety package with 6 emergency stop switches
- ▣ European design type certification, GS mark (Geprüfte Sicherheit = Tested Safety) and CE conformity
- ▣ Standard warranty of 12 months or 1,000 engine operating hours
- ▣ Machine commissioning by qualified personnel
- ▣ Comprehensive operating manual and machine documentation

### Optional equipment:

#### Basic machine with engine

- ▣ Special painting in one, two or several colours

#### Milling drum housing

- ▣ Milling drum housing for milling width 1,500 mm
- ▣ Milling drum housing for milling width 2,200 mm
- ▣ Milling drum housing for milling width 2,000 mm, FCS-Light
- ▣ Milling drum housing for milling width 2,200 mm, FCS-Light
- ▣ Drum turning device for cutting tool replacement
- ▣ Pneumatic cutting tool driver and extractor
- ▣ Max. 2 electro-hydraulically operated cutting tool extractors
- ▣ Fold-out additional seats at the rear crawler tracks for cutting tool replacement

#### Milling drums

- ▣ Milling drum, milling width 2,200 mm, HT11
- ▣ Milling drum, milling width 2,000 mm, HT11, LA15, FCS-Light
- ▣ Milling drum, milling width 2,200 mm, HT11, LA15, FCS-Light
- ▣ Milling drum, milling width 2,000 mm, HT11, LA8, FCS-Light
- ▣ Milling drum, milling width 2,200 mm, HT11, LA8, FCS-Light
- ▣ Milling drum, milling width 2,000 mm, HT5, LA6x2, FCS-Light
- ▣ Milling drum, milling width 2,200 mm, HT5, LA6x2, FCS-Light
- ▣ Milling drum, milling width 2,000 mm, HT11, LA25, FCS-Light
- ▣ Milling drum, milling width 2,200 mm, HT11, LA25, FCS-Light
- ▣ Milling drum, milling width 2,000 mm, HT11, LA18, FCS-Light
- ▣ Milling drum, milling width 2,200 mm, HT11, LA18, FCS-Light
- ▣ Mounting carriage for milling drums

#### Loading of milled material

- ▣ Hydraulically folding discharge conveyor
- ▣ VCS – vacuum cutting system
- ▣ Conveyor support legs for machine transport

#### Machine and levelling control

- ▣ Data interface with data transmission in accordance with WIFMS
- ▣ LEVEL PRO automatic levelling system with hydraulic milling depth sensors at the side plates, left and right
- ▣ Up to two additional LEVEL PRO control panels
- ▣ Detection of actual milling depth via sensor package and readout on LEVEL PRO and machine screen
- ▣ RAPID SLOPE cross slope sensor
- ▣ Hydraulic cylinder sensor to scan the milling depth in front of the milling drum, right
- ▣ Hydraulic cylinder sensor to scan the milling depth in front of the milling drum, left and right
- ▣ Laser sensor with laterally movable hydraulic levelling arm including laser transmitter and laser receiver
- ▣ Sonic ski sensor for scanning a stringline
- ▣ Multiplex sensors with two additional ultrasonic sensors including bracket and cable in 3-fold Multiplex system package, right
- ▣ Multiplex sensors with two additional ultrasonic sensors including bracket and cable in 3-fold Multiplex system package, left and right
- ▣ Pre-installation of laser sensor including laser signal receiver but excluding laser signal transmitter
- ▣ Pre-installation for 3D GPS levelling including receiver mast

#### Operator's platform

- ▣ Operator's platform with individually adjustable, comfortable driver's seats, left and right
- ▣ Operator's cabin as part of the "Operator Comfort System"
- ▣ Hot-air blower heating in the footwell area of the operator's platform, left and right
- ▣ Complete set of fold-in mirrors, partly electric, with stop-and-go indicator
- ▣ Hydraulically retracting protective canopy

#### Miscellaneous

- ▣ Screen system including display
- ▣ Hydraulically operated electrical generator with a capacity of 4 kW at 220 volts
- ▣ Hydraulically operated electrical generator with a capacity of 4 kW at 110 volts
- ▣ Lighting balloon, 2 kW operated at 220 volts
- ▣ Lighting balloon, 2 kW operated at 110 volts
- ▣ Electrically operated diesel tank filling pump
- ▣ Hydraulically operated water tank filling pump
- ▣ Optional lighting package with 5 halogen and 6 Xenon working lights
- ▣ Bolt-on supplementary weight 1,700 kg
- ▣ Large storage compartment in lieu of standard storage compartment at the rear of the machine
- ▣ Hydraulically operated high-pressure water cleaner, 150 bar, 15 l/min



Wirtgen GmbH  
Reinhard-Wirtgen-Strasse 2 · 53578 Windhagen · Germany  
Phone: +49 (0) 26 45/131-0 · Fax: +49 (0) 26 45/131-242  
Internet: [www.wirtgen.com](http://www.wirtgen.com) · E-Mail: [info@wirtgen.com](mailto:info@wirtgen.com)